

KOSCHE[®]

Unternehmensgruppe

Dreamdecking



**Certified and
controlled
quality**

Kovalex[®]

Das High-Tech-Holz

Benefits and features

Dreamdecking

Friendly to your feet and durable

The Kosche group is by now one of the largest WPC manufacturers in Europe.

What is Kovalex® exactly?

Kovalex looks like wood but is in fact more resistant to weather and far easier to clean.

As this innovative material is still relatively young, many people are wondering: "what is WPC exactly?"

The abbreviation stands for Wood Polymer Composite.

This means the material is a combination of wood fibres with an environmentally-friendly thermoplastic binding agent.

Both these components are melted together in a special procedure, the so-called extrusion, which puts them under the pressure and temperature required to produce the innovative wooden material Kovalex®.



Benefits of Kovalex®

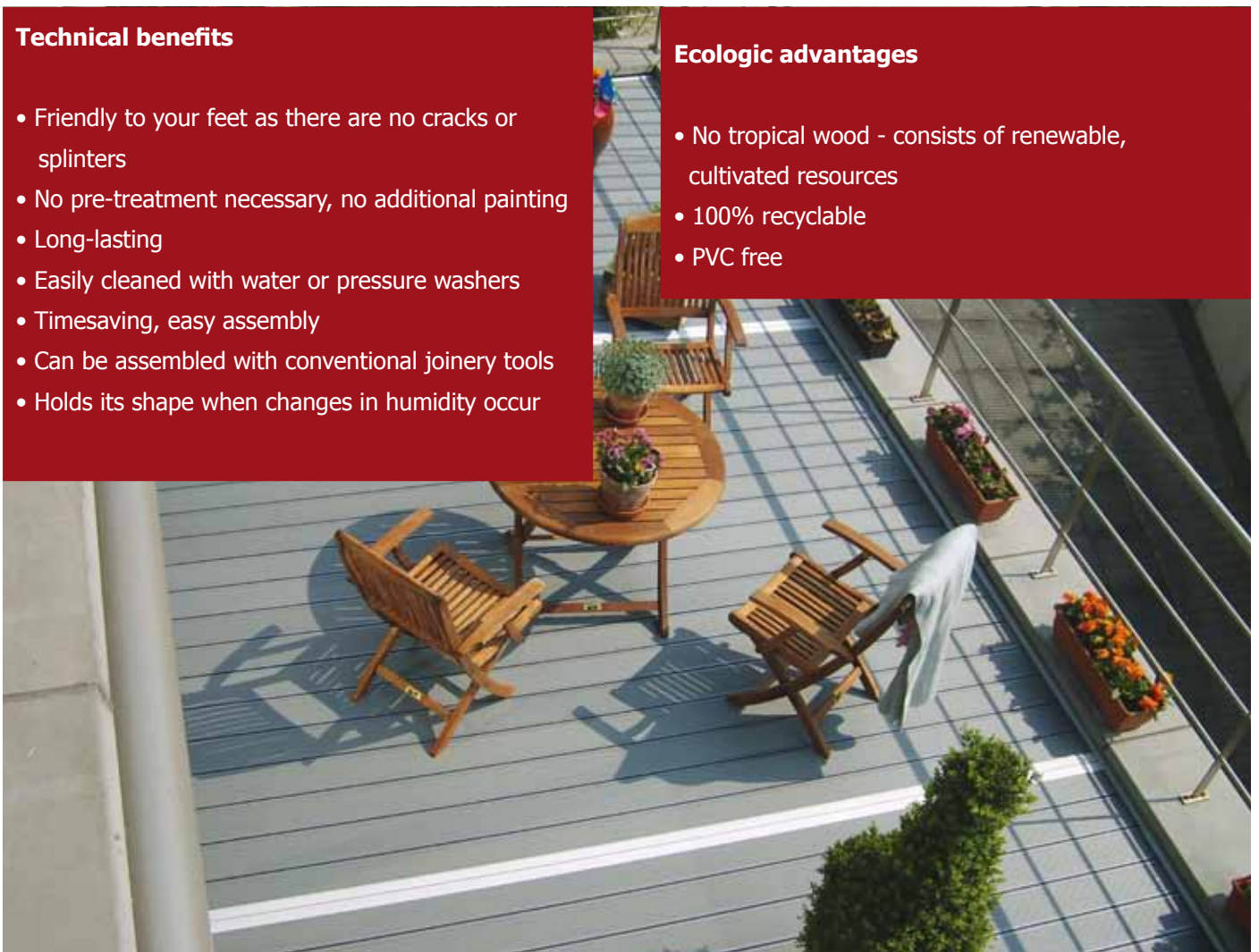
The most important advantages at a glance

Technical benefits

- Friendly to your feet as there are no cracks or splinters
- No pre-treatment necessary, no additional painting
- Long-lasting
- Easily cleaned with water or pressure washers
- Timesaving, easy assembly
- Can be assembled with conventional joinery tools
- Holds its shape when changes in humidity occur

Ecologic advantages

- No tropical wood - consists of renewable, cultivated resources
- 100% recyclable
- PVC free





Treatment and cleaning

Simple and uncomplicated

The decking boards can be sawed, cut or drilled with all conventional woodwork tools.

Kovalex® decking can be simply cleaned with water (if necessary the specially developed Kovalex terrace decking cleaner can be used). If the decking is very dirty, a pressure washer can also be used.

Limits of use & application

A lot is possible, but not everything can be done

As Kovalex® expands and shrinks just like wood, the prescribed expansion joints must be considered.

Each type of wood and wooden product undergoes a natural ageing process which is influenced by various weather factors. Over the course of time, this will result in an attractive wood patina on the decking surface.

The change in the surface area due to the weather conditions supports the natural character of Kovalex®.

WPC Quality seal

Quality seal for the Kovalex decking boards

The Quality Association for Wood and the Association of the German woodworking industry VHI introduced the first quality seal for wood-polymer materials in 2007. The seal defined quality features for the composition of WPC boards.

Products with the quality seal are not harmful to the environment or to one's health, are of good quality and are long-lasting and safe.

The following quality requirements are tested by independent testing laboratories:

- Skid resistance
- Quality of the raw material
- Flexural properties
- Swelling behaviour
- Flexural behaviour when under thermal stress
- Behaviour as regards resistance to alternating stress



Sustainable economic development

Conserve resources - save energy

The production of Kovalex® supports the concept of sustainability.

For example, this includes the use of renewable materials. The wood component of Kovalex® comes from local regions. Tree trunks which come from windstorm damage or those which could not be used to construct furniture due to their shape are also used. This also avoids unnecessary transport.

The polymer component is PVC free.

Kovalex is 100% recyclable. Kovalex® therefore contributes to nature conservation and the environment for future generations.



Kovalex Floorboard as a solid profile

For heavy duty

The floor board is also available as a solid profile.

Kovalex® Decking available as a solid Profile
Approximately one-third more stability compared to the hollow chamber product. Fits exactly into the Kovalex® Construction-Kit and additional to combine with all Kovalex Decking Products. Convenient for the perfect balance for side closing. No open chambers on the edges visible. All accessories of the Kovalex® assortment for assembly are as well applicable. All accessories can be delivered in the same colour-match as all Kovalex® Decking Products.



Kovalex Floorboard Light

Light. Slim. Stabil.

The Kovalex®- Floorboard Light is alike the Kovalex®-Floorboard hollow chamber product and the Kovalex®-Floorboard solid profile suitable for the construction of balconies and terrasses.

Light and slim variante out of the Kovalex Decking assortment for outdoor applications.



Retractable Kovalex Floorboard

Flexible and grand domain



The Kovalex®-Retractable Outdoor-Decking for grand challenges. Creative in requirement as its owner.

The Kovalex®- Retractable Decking could be used as a pad a balconies and any kind of platform. The perfect bottem chord for camping, garden, beach, party and even as a pad for pavement Cafes.

A way to style and create is no easy defiance. Strait and stabil on all sorts of subsurface. On hanging ground up into inshore waters - demand praticly without any limit. The Kovalex®-Retractable Decking with the perfect concept for variable arrangements and creative ideas.



WPC-Outdoor-Tile

Alternative for Decking Products

Kovalex®-Floorboard is specially approved for planking on terrasses. New in the Kovalex assortment is the Kovalex®Floor-Tile. Flexible in use and installation.



Ideas & Opportunities

Connecting Hinge

Sand boxes, flower tubs, raised beds and much more


The connecting hinge was specially developed for Kovalex® decking for other, diverse uses.

By attaching and screwing the hinges onto the boards, structures such as raised beds, flower tubs, composters, bed surroundings, sand boxes etc can be created.

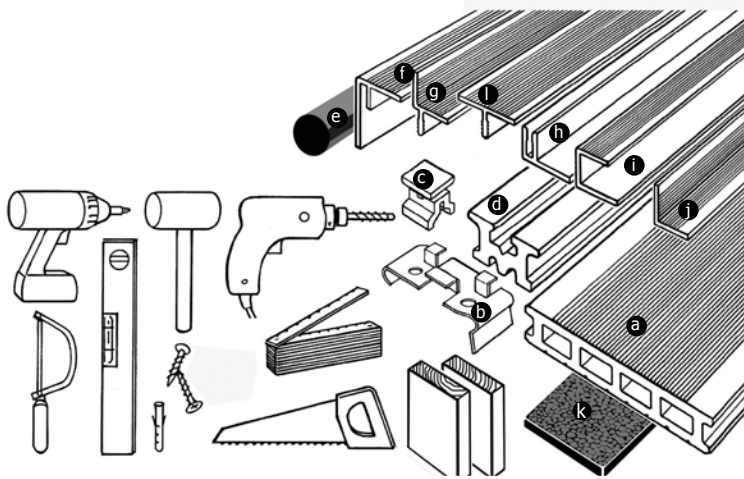
The practical bolts means several structures can be assembled on top of one another.



With Kovalex® you are always one step ahead.

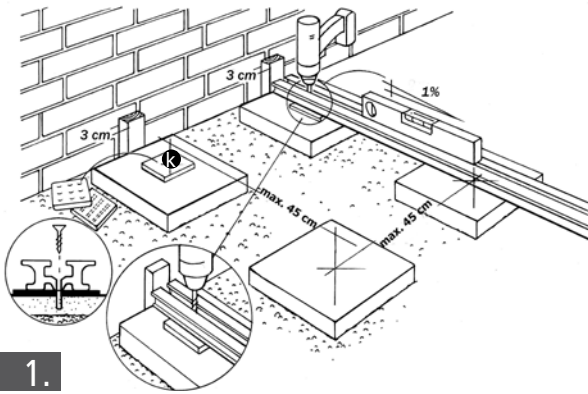


Installing instructions



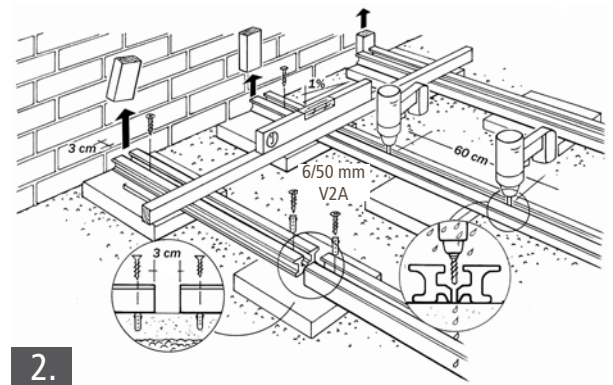
- a Kovalex® Decking board
- b Metal Mounting-Clip V2A
- c Plastic Mounting-Clip PP
- d Kovalex® supporting structure
- e Foam rubber expansion profile (Ø 15 mm)
- f Kovalex® Side Termination
- g Aluminium Wall Termination
- h Aluminium Installation Basic
- (for Kovalex Side Profile, Aluminium Wall Profile and Transitionprofile)
- i Aluminium Edge Protection
- j Kovalex® Wall Termination
- k Construction and wood protection support
- l Aluminium Transfer Profile

Kovalex® decking can be sawed, cut or drilled with conventional joinery tools. Please read the full installation instructions before beginning the assembly!



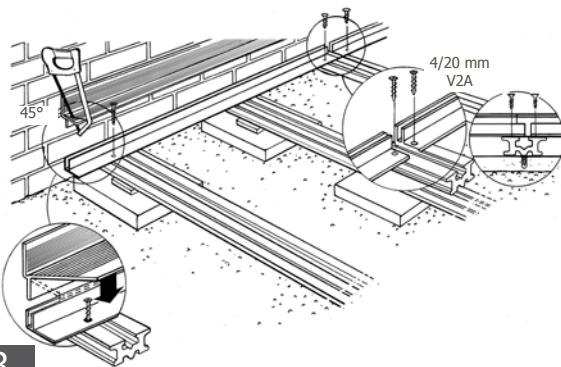
1.

(1) Base: Paving stones on screed or concrete 1% sloped downgrade (=1cm/per running metre) away from the wall of the house to allow water to drain away, 3cm distance from the wall of the house.



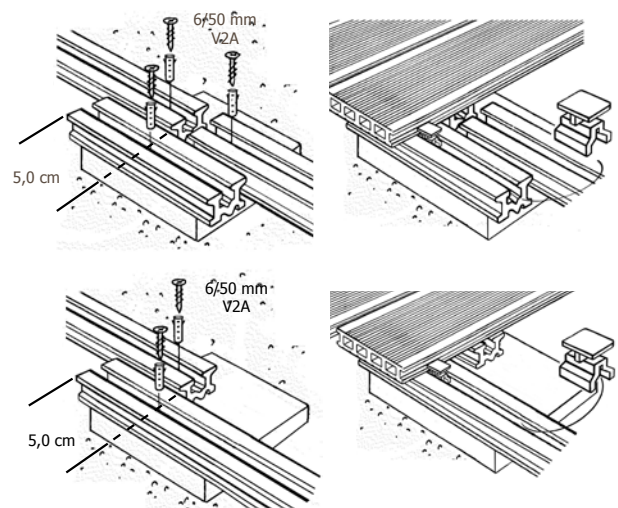
2.

3cm distance when laying the supporting structure (d), drill a hole at least every 60cm (6mm) in the supporting structure (d) in order to avoid water-logging.

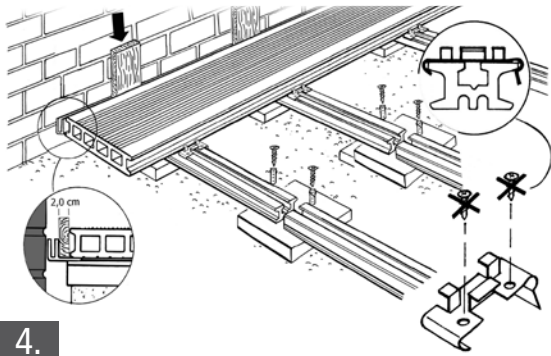


3.

(3) Before the Kovalex® decking (a) is laid you should decide of the terminations. See the 2 options for wall terminations under point 8 and the 2 options for side terminations under point 9. Both terminations can be laid with a 45 degree mitre.

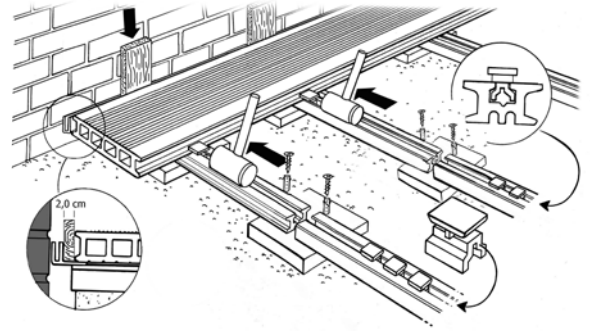


Option A – 10cm supporting structure (d) in order to bridge the 3cm connecting joint gap
 Option B – supporting structure (d) is laid at an offset of 5cm.



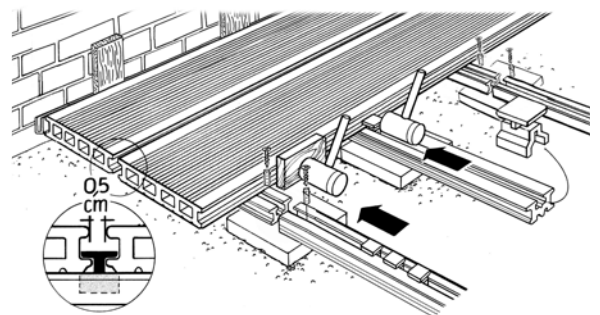
4.

The aluminium fastening board (h) is clipped to the supporting structure (d) (screw: 4/20 V2A). A spacing block is used as an assembly device before laying the first decking board




5.

Option A – Metal assembly clips (b) should by no means be screwed – simply clip!

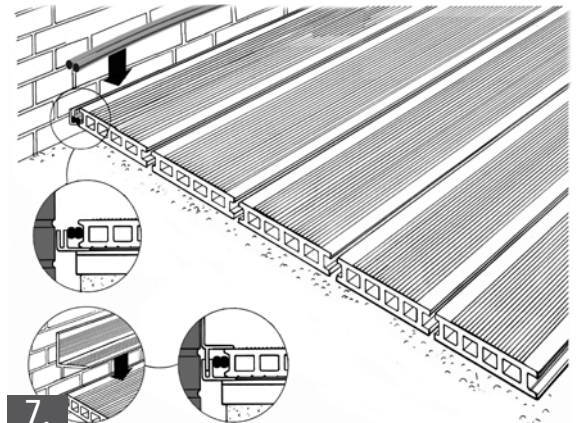


Option B – Fix with plastic assembly clips (c)



6.

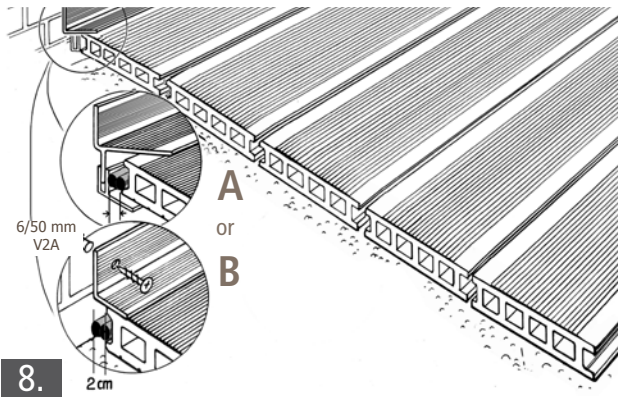
In order to fix the aluminium wall termination* (g), the spacing blocks must be removed.



7.

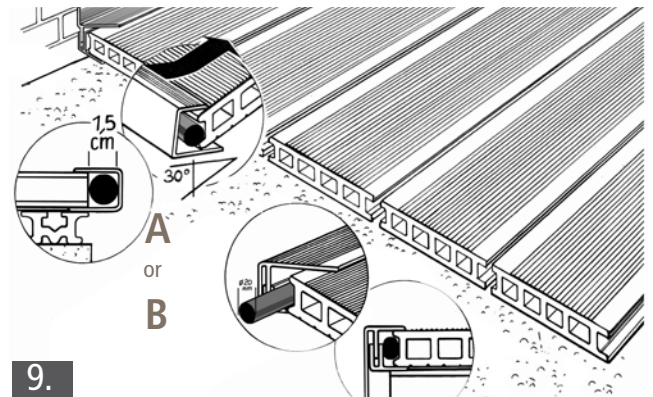
Two foam rubber expansion boards (e) are placed in the aluminium fastening board (h) and clipped to the aluminium wall termination (g).

We are constantly striving to improve our products and their user friendliness. Please consider whether your installation instructions are completely up-to-date. You can find these at www.kovalex.de.
***Should the decking be installed near the edge of a pool, please consider that the aluminium parts react with the chlorine (oxidation).**
Please check the expansion joints in the mitred sections of the terminations.



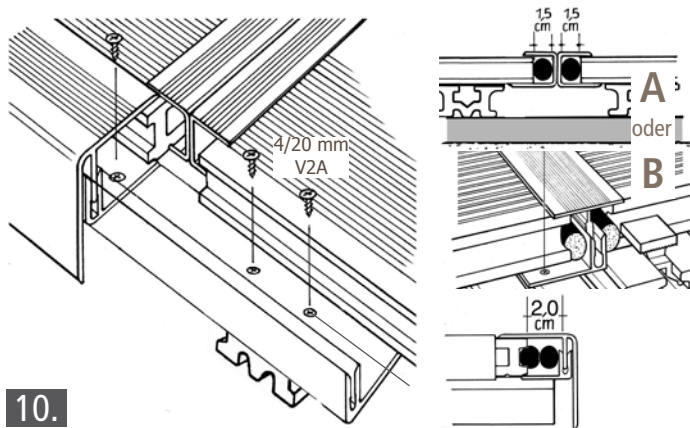
8.

There are 2 options for the wall termination:
 A: Aluminium wall termination (g) including aluminium fastening board (h)
 B: Screw (predrill) Kovalex® wall termination (j) into the wall with 6/50mm V2A screws
 Both wall terminations (g and j) can have a mitred section.



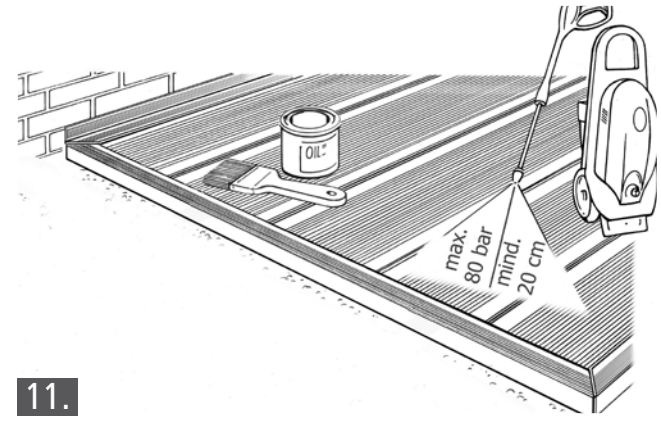
9.

The are 2 options for the side termination:
 A: Aluminium side termination (i) (can be used on both sides)
 B: Kovalex® side termination (f) including aluminium fastening board (h)
 Both side terminations (f and i) can have a mitred section.



10.

There are two ways expansion joints can be covered: Option A: use of two aluminium side termination boards – Option 2_ Use of the aluminium transfer board.
 With the Kovalex® side termination (f) or the aluminium transfer board (l) including the aluminium fastening board (h) two foam rubber expansion boards (e) are used, whereas only one is used with the aluminium side termination (i). When installing the decking end-to-end use two clips at the end and the beginning on the decking board.




11.

Contrary to hardwoods, painting Kovalex every year is not necessary. If desired after the development of an even patina (approx after 12 weeks) the colour can be refreshed by painting with teak or bangkirai oil. The surface area must first be cleaned to ensure there is no dirt and be completely dry. In good weather (no rain!) leave to dry out for 48 hours.
 Please make sure you always read the oil manufacturer's usage instructions.

Colours and Surfaces

Available Colours Decking:



Grey

Chocolatebrown




Grey-Brown

Brown

Ivory



If desired, the developing patina can be treated with oil



All colours can be used on both sides:

Large grooves | small grooves

Due to the printing and the production, differences in colour may occur

	Illustration	Width	Height	Length	Requirements for 1m ²
Accessories - installation					
Kovalex decking board		145 mm	26 mm		6,7 lfm
Kovalex decking board solid profile		145 mm	26 mm		6,7 lfm
Kovalex decking board light		145 mm	20 mm		6,7 lfm
Kovalex decking tile		40 mm	56 mm	40 mm	
Kovalex supporting structure		62 mm	30 mm	2.500 mm	2,5 lfm
Plastic assembly clip**					25 Stück
Metal assembly clip (non-corrosive steel)					25 Stück
Foam rubber expansion board		ø 15 mm		5 m	
Wood and construction protective underlay		90 mm	8 mm	90 mm	
Wood and construction protective underlay roll		77 mm	8 mm	2.500 mm	
Accessories - wall termination					
Aluminium wall termination inc. aluminium fastening board		40 (39) mm	68 (49) mm	2.500 mm	
Kovalex wall termination **		40 mm	40 mm	2.500 mm	
Aluminium side termination		27 (42) mm	28 mm	2.500 mm	
Kovalex side termination** inc. aluminium fastening board		48 (40) mm	64 mm	2.500 mm	
Accessories - transfer					
Aluminium transfer profile inc. aluminium fastening profile		60 mm	25 mm	2.500 mm	
Accessories – treatment					Sufficiency
Kovalex terrace decking cleaner					1 l sufficiently for ca. 80-100 m ²
Connecting hinge (brown) without screws					Content
For assembly of sand boxes, flower tubs, raised beds, etc		74 mm	196 mm	33 mm (depth)	2 hinges



Aluminium Wall Termination



Kovalex Wall Termination



Aluminium Edge Protection



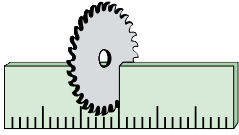
Kovalex Side Termination



Aluminium Transfer Profile

** Available in the respective colours of the decking.

Consignment order is possible



Lengths: Your personal desired length of decking in centimetre dimensions up to 6m* (at extra cost)

Delivery: within approx. 3 weeks**

Your advantages:

- desired lengths
- no knocking edges
- no offcuts
- desired colour

* Please note that dimensional differences of -10mm to +20mm can occur.

** Depending on the time of year, longer delivery periods may apply.

Your specialist retailer:

Kovalex[®]

Das High-Tech-Holz

KOSCHE Profillummantelung GmbH

Bövingen 100

D-53804 Much

Tel.: +49 (0) 2245 66 -0

Fax: +49 (0) 2245 66 -10

www.kosche.de

info@kosche.de

www.kovalex.de

info@kovalex.de

Kovalex[®] - a quality product of the **KOSCHE** group